



Laboratory Hoods, Casework & Scrubbers

Quality Plastic Laboratory Hoods, Casework, and Custom Plastic Fabricated Products for Today's Industries



Fume Hoods

Counter Top Fume Hoods

TFI Inline Design Polypropylene Hoods are used in trace metal laboratories and corrosive environments where metal contamination cannot be tolerated. These labs require a safe and reliable hood enclosure in which to perform their critical sample preparations.

TFI Hoods are designed specifically to deliver clean environments under these corrosive conditions. Both our Counter Top and Laminar Flow Hoods provide an entirely non-metallic working environment, with primary attention to operator safety and reduction or elimination of contamination.



Counter Top Fume Hood

Features

- Constructed from stress-relieved white polypropylene
- Provides constant air flow with adjustable rear baffles
- Polypropylene-encapsulated sash counterbalance
- Vapor sealed interior fluorescent or LED lighting
- Service valves located on front panel
- Front air foil mounted at work service height
- ASHRAE 110 tested

Options

- Available in bench and floor (walk-in) models; bench models can be mounted on our polypropylene casework
- Available in dimensions of 3, 4, 5, 6, & 8 ft lengths
- Options for glass or polymeric sash materials
- Standard or integral sink options
- Interior or optional exterior access panels

Polypropylene Construction

Corrosion-free operation

Vertical Sliding Sash

- Frameless polycarbonate with counterweight balance
- Optional safety glass sash

Light Switch

- Vapor sealed dual-bulb fluorescent

Plastic Sash Handle

Power Supply

Polymer Pulleys with Polyester Cables

Front Panel

- Hinged down for top access

Adjustable Baffles

- Top and bottom of hood interior

Power Supply

Polypropylene Work Deck

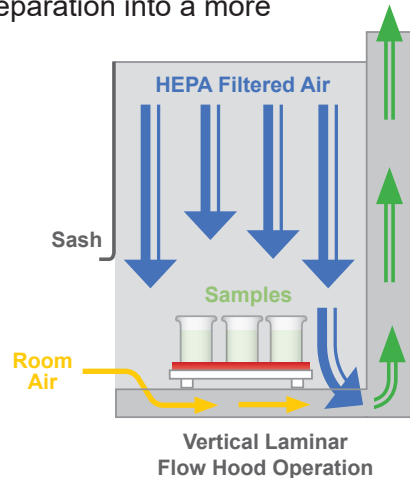
Available in 3', 4', 5', 6', & 8' hood widths

Front Air Foil

Laminar Flow Fume Hoods

TFI Laminar Flow Hoods are ideal for many trace metal and semiconductor-grade sample preparations. They are also a perfect solution when you need to bring cleanroom conditions for clean sample preparation into a more conventional laboratory.

HEPA-filtered air is directed vertically down inside the hood enclosure, preventing particles from the lab environment from being drawn over the work area. The air is then exhausted through the back wall to provide protection to the user from any chemical fumes.



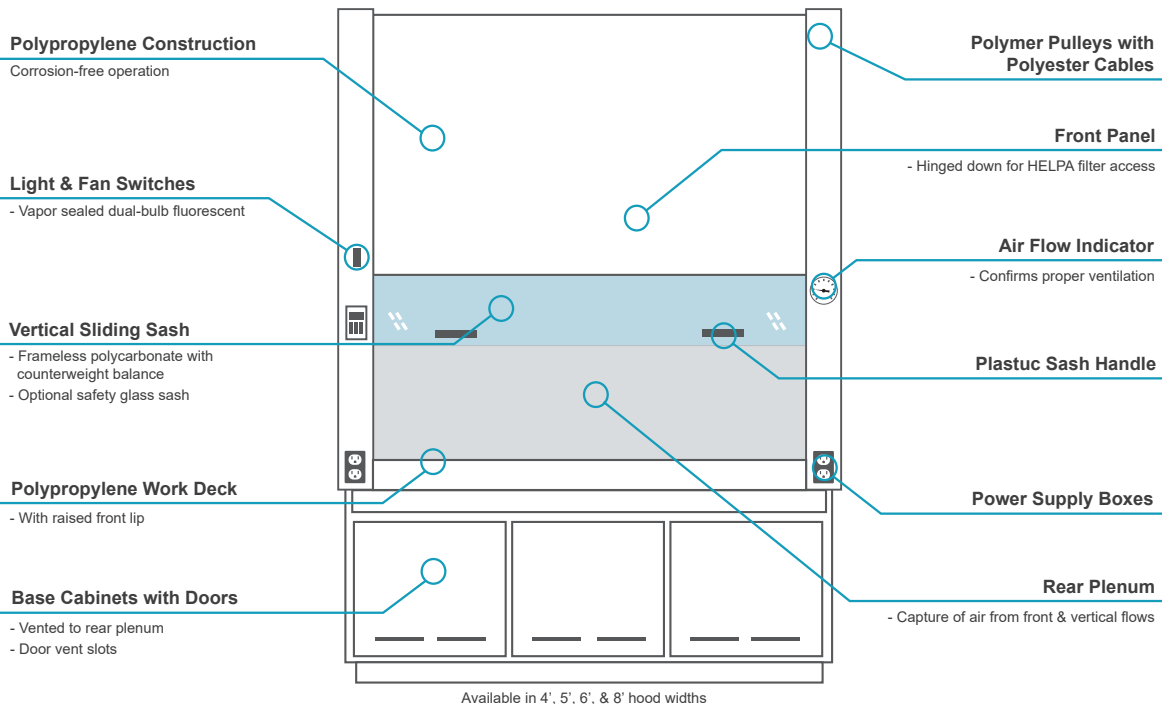
Laminar Flow Fume Hood

Features

- Constructed from stress-relieved white polypropylene
- Horizontal air barrier (100 FPM) for personal safety, HEPA Vertical Laminar air flow for sample protection
- Polypropylene-encapsulated sash counterbalance
- Vapor sealed interior fluorescent or LED lighting
- Service valves located on front panel
- Front access for HEPA Filter service

Options

- Vented base cabinet included
 - 2 doors on 4' & 5', 3 doors on 6', 4 doors on 8' hoods
- Options for polycarbonate or glass sash materials
- Standard or integral sink options
- Interior or optional exterior access panels
- ASHRAE 110 tested, Fed Spec 209 & ISO optional




Casework

TFI Inline Design manufactures non-metallic polypropylene casework designed over several decades to perform under the most demanding conditions. As a SEFA (Scientific Equipment Furniture Association) member, TFI Inline Design helps develop standards for casework design and personnel safety.

This polypropylene casework is ideal for use in trace metal labs and many other harsh environments where corrosive conditions are common and metal corrosion commonly results in sample contamination. These cabinets are fabricated entirely of white polypropylene thermoplastic, and feature continuously welded joint construction with non-metallic hardware.

- Our Integral Hinge Design provides a strong and corrosion-free door hinge solution
- Integrated cove door pulls eliminate traditional handles and provide a clean front profile for all doors
- Sunken drawer pulls provide easy access and eliminate protruding handles


Our full line of base, wall, sink, storage, and instrument cabinets as well as customized cabinets are available to custom fit your laboratory demands.



The TFI Integral Hinge system yields a much stronger & reliable hinge over the typical screw.

TFI Integral Hinge

Base Cabinets




ID-3S-XXXX-BC
3 Drawer



ID-4S-XXXX-BC
4 Drawer



ID-5S-XXXX-BC
5 Drawer



ID-6S-XXXX-BC
6 Drawer



ID-6D-XXXX-BC
6 Double Drawer




ID-8D-XXXX-BC
8 Double Drawer



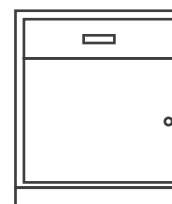
ID-6C-XXXX-BC
6 Drawer Combination



ID-7C-XXXX-BC
7 Drawer Combination



ID-8C-XXXX-BC
8 Drawer Combination



ID-11-XXXX-BC
1 Drawer - 1 Door



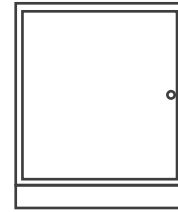
ID-22-XXXX-BC
2 Drawer - 2 Door




ID-12-XXXX-BC
1 Drawer - 2 Door




ID-35-XXXX-BC-S
3 Drawer with Pull-out Shelf



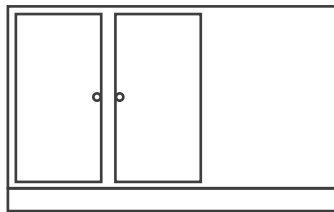
ID-01-XXXX-BC
1 Door



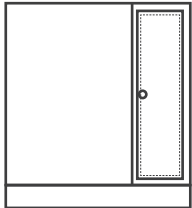
ID-02-XXXX-BC
2 Door



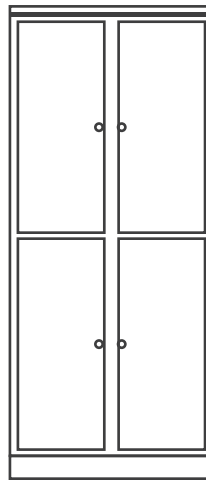
ID-02-XXXX-SC
2 Door



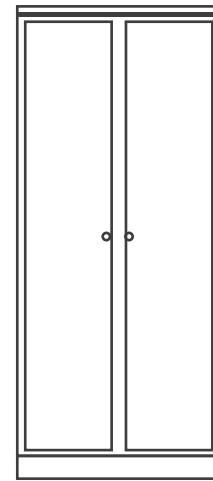
ID-02-XXXX-EBC
2 Door Extended




ID-01-XXXX-CBC
2 Door Corner




ID-04-XXXX-TC
4 Door - Tall



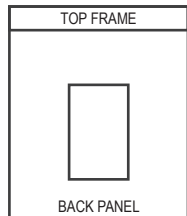
ID-02-XXXX-TC
2 Door - Tall



ID-04-XXXX-TC-GL
4 Door - Tall Glass



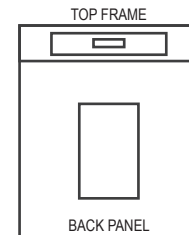
ID-02-XXXX-FB
2 Door Fume Base



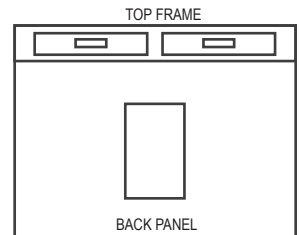
ID-00-XXXX-KS
Knee Space




ID-00-XXXX-XX-KEP
Knee Space End Panel



ID-00-XXXX-KS
1 Drawer Knee Space



ID-20-XXXX-KS
2 Drawer Knee Space



ID-2S-XXXX-FC
2 Drawer File



ID-00-XXXX-FFP
Front Filler Panel



ID-00-XXXX-SFP
Side Filler Panel



ID-00-XXXX-CFP
Corner Filler Panel



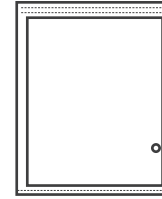
ID-00-XXXX-CFFP
Corner Front Filler Panel

Casework

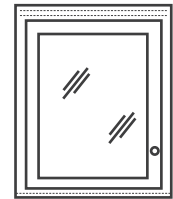
Wall Cabinets

All wall casework can be provided in the following configurations

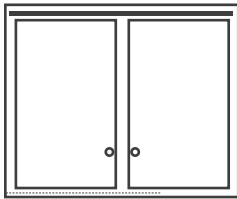
- Solid polypropylene, clear polycarbonate or safety glass hinged doors
- Sliding polypropylene, polycarbonate or safety glass doors
- Single adjustable polypropylene shelf (additional shelves optional)
- Extended and Corner Wall Cabinets



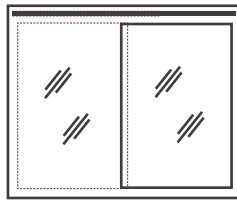
ID-1-XXXX-WC
1 Door



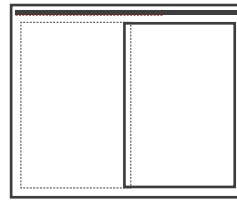
ID-1GL-XXXX-WC
1 Door - Clear



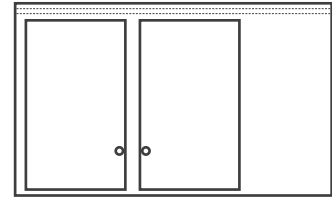
ID-2-XXXX-WC
2 Door



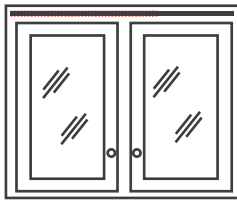
ID-2GSL-XXXX-WC
2 Door Sliding Clear



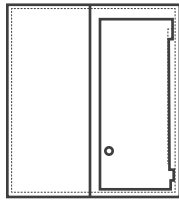
ID-2SL-XXXX-WC
2 Door Sliding



ID-02-XXXX-EWC
2 Door Extended



ID-2GL-XXXX-WC
2 Door - Clear



ID-1-XXXX-CWC
Corner Wall Cabinet

How To Order

Standard TFI Inline Design Part Numbers for Polypropylene Casework

ID-12-3035-BC-R-X

- Inline Design Product Line
- Number of Drawers
- Number of Doors
- Length of Cabinet (in)
- Height of Cabinet (in)
- Denotes Custom Item. Describes Specifications of Custom Features
- Denotes Right or Left Side Hinge for Doors (when required)
- Cabinet Style

Drawer Configurations

S	Single Vertical Row
D	Double Vertical Row
C	Combination of Sizes

For an all drawer base cabinet, a letter indicates drawer configuration.

Door Style

GSL	Sliding Glass Doors
SL	Sliding Doors (Polypropylene)
GL	Hinged Glass Doors

For wall cabinets, letters indicate door styles.

Cabinet Styles

BC	Base Cabinet	FB	Fume Base Cabinet	SFP	Side Filler Panel
SC	Sink Cabinet	FC	File Base Cabinet	CFP	Corner Filler Panel
TC	Tall Cabinet	KS	Knee Space	WE	Wall Cabinet
EBC	Extended Base Cabinet	KEP	Knee Space End Panel	EWC	Extended Wall Cabinet
CBC	Corner Base Cabinet	FFP	Front Filler Panel	CWC	Corner Wall Cabinet

All standard base cabinets are 22" deep - outside dimension
All standard wall cabinets are 13" deep - outside dimension

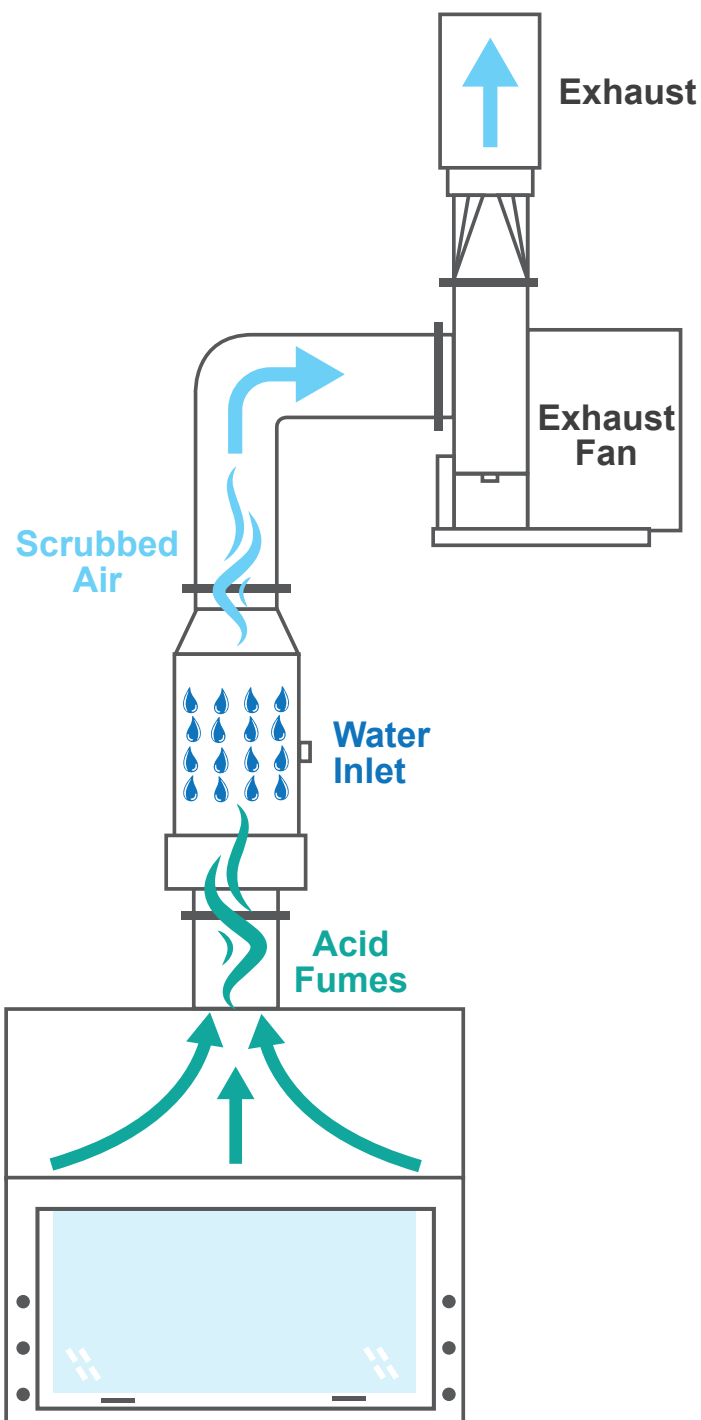
Scrubbers

Point-Of-Use Scrubbers

This scrubber is a compact vertical Venturi unit designed to be installed indoors directly above an individual hood or equipment that is producing harmful vapors. The following are just a few of the Inline Scrubber's many benefits.

- Highly effective with all water soluble acids
- No moving parts to wear and/or replace
- Low water consumption
- Installs directly into existing ducting systems
- Two hours average installation time with minimal tools
- Allows you to isolate individual hoods or tanks that require pollution reduction
- Low initial cost
- Low operating cost
- Sizes from 8" to 24" with larger sizes available upon request
- Uses no packing material to clog or replace
- Water is the only scrubbing media required with many acid environments

Please call us with your pollution control requirements and see if TFI Inline Design has an Inline Scrubber that will fit your needs.





© Elemental Scientific | 7277 World Communications Drive | Omaha, NE 68122
Tel: 1-402-991-7800 | TFISales@icpms.com | www.tfiinline.com

B-22291